

CREATIVE PRAYER STATIONS



KING'S KIDS LEBANON

Table of Contents

General Explanation	3
1. Meditate on the Cross	5
2. The Aroma of Christ	7
3. The Father, Son, Holy Spirit and Me	9
4. Meditating on God's Word	11
5. Prayer and Worship with Play Dough	13
6. Pray for a Nation (1)	15
7. Prayer and Worship with Writing and Drawing	18
8. Ministering One to Another	20
9. I am/You Are the Light of the World	21
10. Clean Hands and Pure Heart	23
11. Praise, Thanksgiving, Requests and Intercession	25
12. Destroy Your Idols	27
13. Fruit of the Spirit	29
14. True Love	31
15. He Called You, He is Faithful	33
16. Prayer with Collage	35
17. Write a Psalm	37
18. Tower of Thanksgiving	39
19. Tower of Praise	41
20. Names of God	43
21. Braided Prayers	45
22. Breath Prayer	47
23. In the Heart of God's Love	49
24. Humility and Repentance Tunnel	51
25. Filled with the Holy Spirit	53
26. Altar of Memory	55
27. Pray for a Nation (2) (outline map)	57

28. Cast Your Burdens on Him	59
29. Taste and See that the Lord is Good	61
30. Creation	64
31. My God is so BIG	66
32. Drawing Near	68
33. Forgiveness Rock	70
34. Who Am I in Christ	72
35. He Hears Us	75
36. Missionary/Evangelist/Servant of God	77
37. Shoes: Carry the Good News	79
38. Letter from God to You	81
39. Banner	83
40. Families	85
41. Wise Walk	87
42. Mirror	89
43. Break the Chains	91
44. Soaking in the Spirit	93
45. Prayer Request	95
46. Pure Heart	97
47. God's News	99
48. Meditate on the Picture	102
49. Pray for a Nation 3 (Paper Patchwork)	105
50. Quiet Worship	107
51. Praise God with Painting	109
52. The Joy of the Lord	111

General Explanation

In our ministry, prayer is often limited to before or after a teaching, a story or a meal and the prayer is very simple and short. Lots of times working with kids, we pray basic prayers and the kids repeat after us. This is good, as a beginning. We don't want to stay there. If we want a praying generation to rise in our nation, we need to change! We ourselves need to start praying and seeking in our own lives what we want to see in the kids' lives. We need to believe that kids will pray and that they will love it and enjoy it! "The Lord is saying: the enemy is training its army and the church is entertaining their kids." (Elizabeth Rogers Kotlowski) Of course we should entertain our younger generation, but it shouldn't be our first goal. Our first goal should be to lead them into intimacy with God.

Kids will not grow if we don't give them opportunities. Ask them and encourage them to pray in meetings, events, get togethers... Teach on prayer, tell them how important and powerful it is. Expect that they will pray! Let your prayers in front of them be real and humble. And whenever you pray and God answers your prayer, encourage the kids with your testimonies.

The main goal of creative prayer stations is for *everyone* to meet with God. Prepare well, make it look as nice as possible, be generous, and choose good instrumental music for the background (make sure to have the right volume for the music). Prepare well in prayer and be expecting that everyone (students and leaders) will meet with God.

These stations are not only for kids. They are a great resource to facilitate anyone meeting with God. They have been used successfully with kids, youth, adults, leadership groups, front line field workers, you name it! However, as you're choosing your stations, be aware of your audience. You may want to adapt some stations depending on who the participants are.

Always feel free to ask God if He wants to add anything to a prayer station or if He has an entirely new idea. Ask Him, on behalf of the specific people you're wanting to do the stations for, how God wants to speak to them during this time.

As leaders, take time to pray and choose some of the stations that are listed in this document. Feel free to adapt them to work for your people/culture/facility.

There are many different ways of doing these creative prayer stations. It depends a lot on the participants (age, maturity, etc.), the space you have, and how many leaders/helpers are available.

Start by explaining how each individual station works for that event. You can do the explanation in a different room or you can simply explain to the side of the stations. After explaining all the stations, send the participants with these instructions:

- This is a time to meet with God and to be with Him alone. I encourage you not to talk to anyone apart from Him.

- The point is to meet with God, not to go through all the stations. Take your time, the slower you go through the stations the better.
- Some stations have 4 chairs around the table, others have 6, and sometimes there's only one chair. There should only ever be the same number of participants at a station as there are chairs. Please don't bring a chair from another station.
- Because there are lots of stations, too many to remember all the instructions, there is a paper with the instructions at each station for you to refer to.

Other ways of doing it:

- Divide the kids into groups and in every group place a leader who knows how each station works. It's good to have a minimum of two extra stations rather than the exact number of groups.
- Place a leader at each station. The leader will explain the station to the new groups/individuals as they arrive.

Benefits of creative prayer stations:

- We've been trained to put prayer in a box, these stations break that open.
- Kids get excited about the new things: something to eat, something to color... they want to discover what it's about.
- Everyone prays in different ways and prays many prayers versus only one person praying at a time.
- People will pray for topics that are usually not prayed for.
- Helps one's prayer life develop.
- Gives time. Many need space and time to express themselves in prayer.
- Helps people use more than one sense in prayer.
- Helps people pray from their heart, as it's just between them and God.
- Allows space for kids to hear God's call on their lives, to hear God in ways that they wouldn't have otherwise. Creates space for change in their lives.

Some of these stations have been taken from the internet or learned through seeing other people do them, some have been Holy Spirit inspired or adapted as time has gone on. We in no way claim any right to this material, we are simply trying to help others meet with the Father in a personal way.

If you would like more information or if you would like to share prayer station testimonies, please don't hesitate to write to gwamlebanon@gmail.com.

1. Meditate on the Cross

For Christ died for sins once for all... so that he might bring us to God. 1 Peter 3:18a



Station Prep

Display a cross (large enough for notes to be put on it) made of wood or paper or whatever is available. Maybe put some lit candles at the foot of the cross. Make a sitting area close to the foot of the cross. Have pieces of paper or post-its, pens or pencils, and tissues available.

Variation: Depending on how God leads, you can put gifts at the foot of the cross or you can print verses of God's love in the shape of a heart around the cross, etc...

Material:

- Wooden or paper cross
- Candles
- Sticky notes/post-its
- Pens/pencils
- Tissues
- Carpet
- Printed explanation

Meditate on the Cross

For Christ died for sins once for all... so that he might bring us to God. 1 Peter 3:18a



Sit at the foot of the cross and meditate on what Jesus has done for you. Express your love to God, receive and thank Him for His love. You can write your thoughts and prayers on the pieces of paper and put them on the cross.

2. The Aroma of Christ

But thanks be to God, who always leads us in triumphal procession in Christ and through us spreads everywhere the fragrance of the knowledge of him. For we are to God the aroma of Christ among those who are being saved and those who are perishing. 2 Corinthians 2:14-15



Station Prep

Set up a small table using a nice cloth, a lit candle (scented if possible), a bottle of perfume, and maybe some flowers in a vase. Put one chair at the table. If there's a large group, set up several small tables, leaving room for each table to have a sense of privacy.

Material:

- Small table(s)
- Table cloth(s)
- Candle(s)
- Small vase(s) with flowers
- Perfume for men
- Perfume for women
- Printed explanation

The Aroma of Christ

But thanks be to God, who always leads us in triumphal procession in Christ and through us spreads everywhere the fragrance of the knowledge of him. For we are to God the aroma of Christ among those who are being saved and those who are perishing. 2 Corinthians 2:14-15



You are to God the aroma of Christ. You can smell the lit candle, smell the flowers, and put on some perfume. It is the aroma of Christ that God smells and loves. How strong is the aroma of Christ in your life? How can it become stronger? Take time to pray about practical ways you can shine as the light of the world. Tell God you want to have the aroma of Christ in your life. Take time to think of how you can practically be the aroma of Christ.

3. The Father, Son, Holy Spirit and Me

Here I am! I stand at the door and knock. If anyone hears my voice and opens the door, I will come in and eat with him, and he with me. Revelation 3:20



Station Prep

Set up a table with four chairs, a nice table cloth and place four cards titled “Father”, “Son”, “Holy Spirit”, and “Me”. If possible, have bread, water, juice, crackers, and a candle on the table.

Material:

- Table
- Four chairs
- Four cards titled “Father”, “Son”, “Holy Spirit”, and “Me”
- Table cloth
- Candle
- Sweet and salty snacks
- Plates
- Bottle of juice
- Small cups
- Tissues
- Waste basket
- Printed explanation

The Father, Son, Holy Spirit and Me

Here I am! I stand at the door and knock. If anyone hears my voice and opens the door, I will come in and eat with him, and he with me. Revelation 3:20



Read the scripture. This is a time to fellowship with the Father, Jesus, and the Holy Spirit as you eat some bread and drink some juice.

What would you like to say to God? Ask Him what He would like to say to you. Take time to listen.

4. Meditating on God's Word

...his delight is in the law of the LORD, and on his law he meditates day and night. Psalms 1:2



Station Prep


Set up a small table with a nice table cloth, a lit candle, a Bible (possibly on a stand) open to a short passage of Scripture, and a chair. If there is a large group, this could also be done as a small group experience. You might want to pray about a passage God has on His heart for this particular group to meditate on, and print a few pages of that passage.

Material:

- Wooden Bible stand (optional)
- Bible
- Extra Bibles (various languages if needed)
- Printed pages of specific passage
- Nice place to sit
- Candle (or night light)
- Printed explanation

Meditating on God's Word

...his delight is in the law of the LORD, and on his law he meditates day and night. Psalms 1:2



Read the Scripture. Pray, asking God to speak through His written Word. Read a short passage of Scripture several times slowly. While reading, be looking for anything that is special to you, such as a promise, command, or something new to you. Take time to thank God for what He has spoken to you through His Word. Ask yourself how you can put into practice what God has spoken.

5. Prayer and Worship with Play Dough

It is good to praise the LORD... O Most High... Psalms 92:1



Station Prep

Spread out on the floor large pieces of paper (butcher paper or shelf lining paper). Have a variety of colored play dough available.

It's also possible to have this station without the paper, if you have a suitable table for play dough.

Material:

- Table
- Paper (if needed)
- Chairs
- Plenty of play dough
- Printed explanation

Prayer and Worship with Play Dough

It is good to praise the LORD... O Most High...
Psalms 92:1



Read the Scripture. This is a time to praise and worship God creatively using play dough. Spend some time praying and worshipping God. Use the play dough to express your prayers and worship.

6. Pray for a Nation (1)

Ask of me, and I will make the nations your inheritance, the ends of the earth your possession. Psalms 2:8



Station Prep

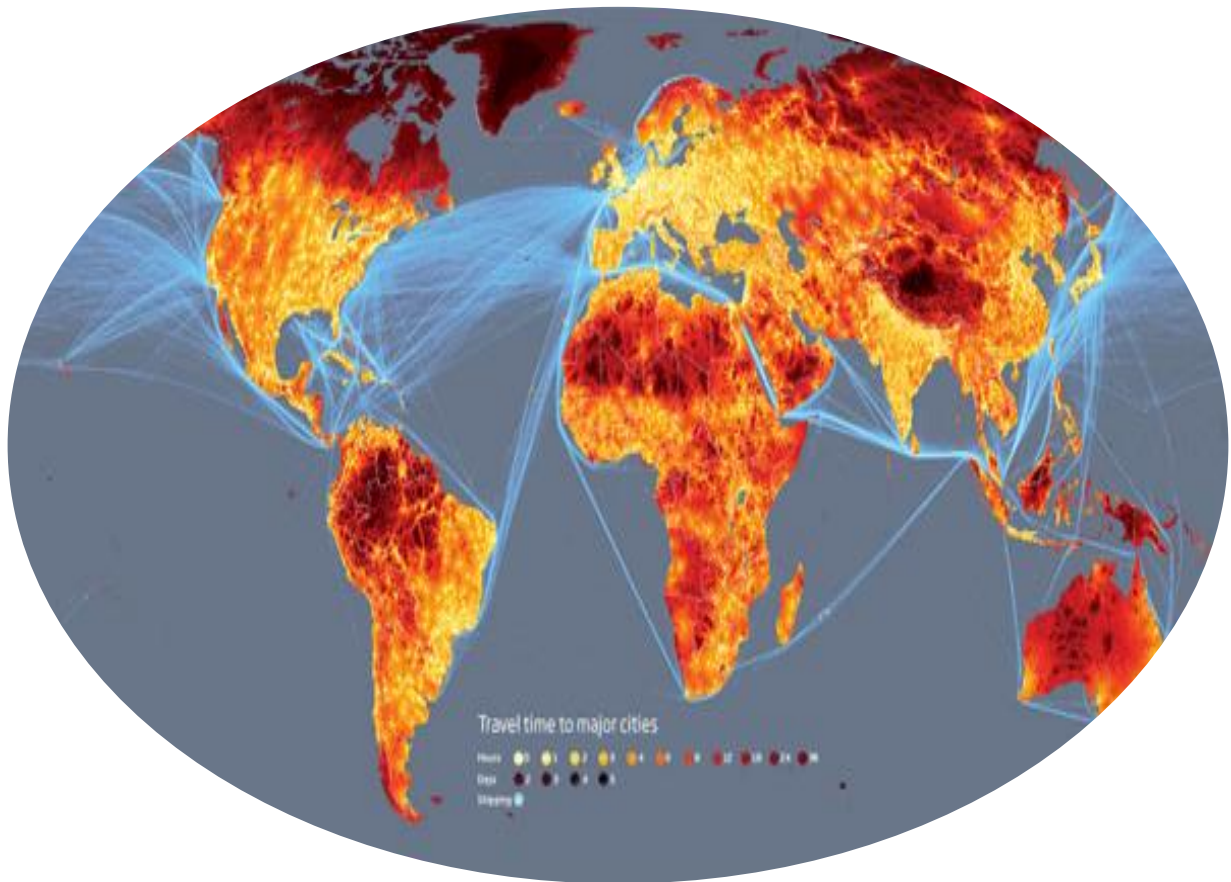
Set up a table with many different maps. You may want to laminate them for multiple use. Have prayer points available to help guide the participants and bring focus. Variation: Instead of many small pages of different countries, if you have a large world map you can lay that out and place candles on the countries you are praying for.

Material:

- Table
- Small maps of different countries
- Printed prayer points
- Printed explanation (there are two options depending on the variation)

Pray for the Nations

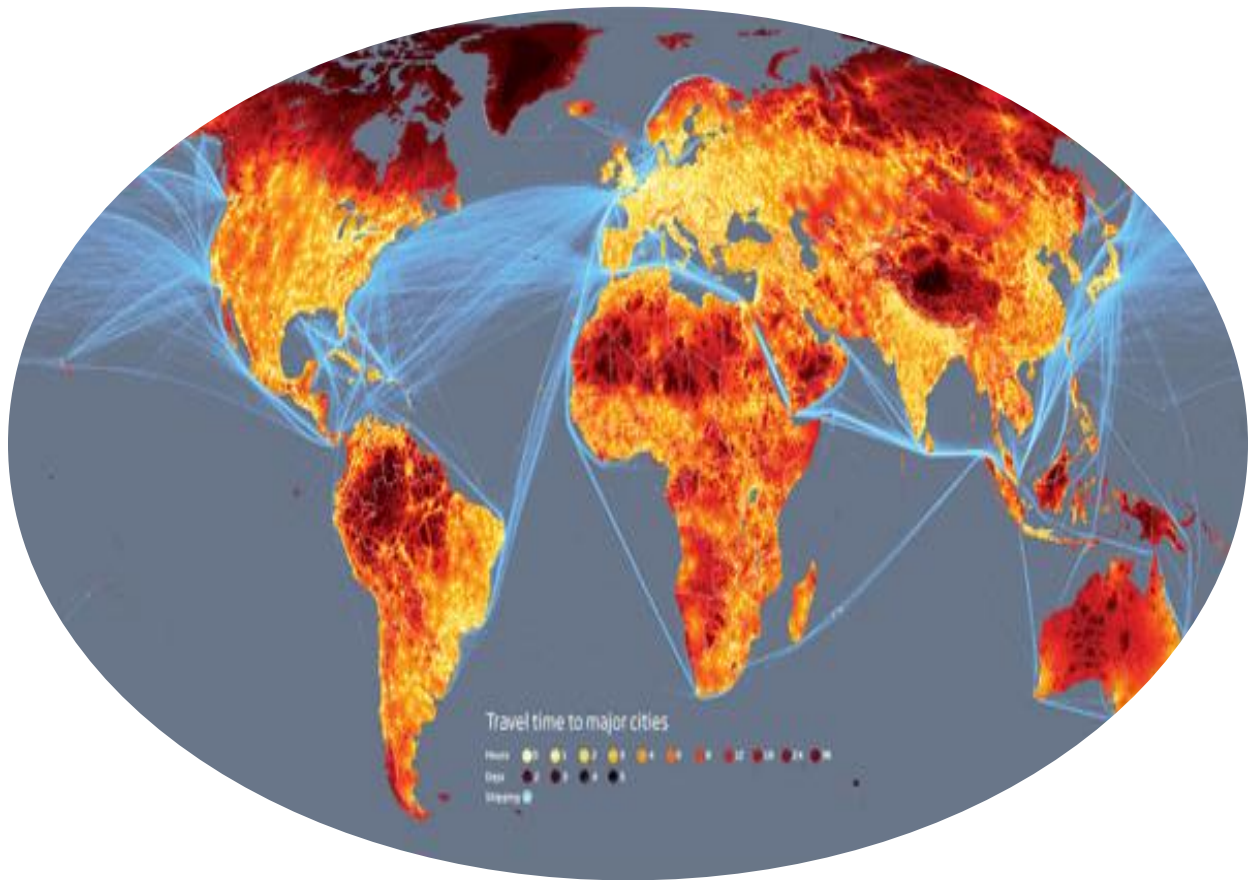
Ask of me, and I will make the nations your inheritance, the ends of the earth your possession.
Psalms 2:8



Read the Scripture. Pray for a country while holding a map of that country.

Pray for the Nations

Ask of me, and I will make the nations your inheritance, the ends of the earth your possession.
Psalms 2:8



Read the Scripture. Place a candle on the country you are praying for.

7. Prayer and Worship with Writing and Drawing

Let everything that has breath praise the LORD. Praise the LORD. Psalms 150:6



Station Prep

Put out large pieces of paper (butcher paper or shelf lining paper) on the floor. Have colored pencils, markers, and crayons available. You can also use A4 or A3 paper, one for each participant.

Variation: You can stick a very large paper on a wall.

Material:

- Table
- Chairs
- Large paper or A4/A3 papers
- Colored pencils, wax crayons, markers, pencils and erasers
- Printed explanation

Prayer and Worship with Writing and Drawing

Let everything that has breath praise the LORD.
Praise the LORD. Psalms 150:6



Read the Scripture. This is a time to praise and worship God creatively. Spend some time praying and worshiping God. Express your prayers and worship by writing and/or drawing.

8. Ministering One to Another

We always thank God for all of you, mentioning you in our prayers.

1 Thessalonians 1:2



Station Prep

Have as many chairs available as there are people available to minister. Have the people ministering sit across from the person receiving. Have crowns available to be placed on each participant's head during the ministry time. The crown can be decorated with rhinestones or glitter. Depending on how large the group is, you can have 1-5 chairs for the receiving participants.

Material:

- Chairs (depending on the number of people who are available to stay at the station to minister and depending on size of group).
- One or more crowns (again, depending on number of participants).
- People to pray


Explanation:

The participant will come to you. If they don't initiate, you might have to invite them. When the participant is with you, ask them to sit on the prepared chair. Take the crown and place it on their head. As you do so, tell them that God is the King and they are his son/daughter. Your role is to ask Father God what He wants to say to them and how He sees them. Ask them to close their eyes, if that would help them not to be distracted, and open their ears and heart to receive what God is saying to them. You might want to ask permission to put your hand on their shoulder. You might also want to ask if they have a prayer request. Leave room for the Holy Spirit to lead. You can ask each participant to stay with you and pray for the next person.

9. I am/You Are the Light of the World

I am the light of the world. John 8:12

You are the light of the world. Matthew 5:14



Station Prep

Arrange a group seating area, preferably in a circle. Have a large lit candle and smaller candles available. Have a place to put the smaller candles while burning, such as a long tray filled with sand or a long piece of wood with holes for the smaller candles.

Material:

- Pot or tray filled with sand
- Small candles
- Big candle
- Matches
- Printed explanation

I am/You Are the Light of the World

I am the light of the world. John 8:12
You are the light of the world. Matthew 5:14



Read the Scripture. Just as Jesus said He is the light of the world, He also said *you* are the light of the world. Take time to pray, to thank Jesus for being your light and the light of the world so we don't have to live in darkness. Light a small candle (representing you) using the flame from the large one (representing Jesus). Place it in the tray. It's Jesus in us that shines. How is your light? How can it become brighter? Take time to think and pray about practical ways you can shine as the light of the world.

10. Clean Hands and Pure Heart

Who may ascend the mountain of the LORD? Who may stand in his holy place? The one who has clean hands and a pure heart... Psalm 24:3-4a



Station Prep

Arrange a small table with one chair. Place a table cloth, a lit candle and a bottle of hand sanitizer on the table.

Material:

- Small table
- Table cloth
- Candle
- Matches
- Hand sanitizer
- Printed explanation

Clean Hands and Pure Heart

Who may ascend the mountain of the LORD? Who may stand in his holy place? The one who has clean hands and a pure heart... Psalm 24:3-4a

If we confess our sins, he is faithful and just and will forgive us our sins and purify us from all unrighteousness.
1 John 1:9



Read the Scripture. Clean your hands with the hand sanitizer. You must have clean hearts to be in God's presence. Having a clean heart means having no sin or bad thoughts. Having clean hands means you have not acted in a sinful way. Just as you clean your hands with sanitizer, God will clean your heart and hands if you ask Him. Spend some quiet time thinking about the condition of your heart and hands. Then spend time with God asking Him to clean your heart and hands.

11. Praise, Thanksgiving, Requests and Intercession

I urge, then, first of all, that requests, prayers, intercession and thanksgiving be made for everyone... 1 Timothy 2:1



Station Prep

Hang a string horizontally and then hang other strings from it. There should be signs hanging from the horizontal string indicating the topics: praise, thanksgiving, requests, and intercession. Have colored paper, pens or pencils, and small clothes pins available. Variation: You could forego hanging the title signs on the horizontal strings and let the participants put their cards anywhere.

Material:

- Strong string
- Mini clothes pins (4 for each person)
- Colored squares of paper (4 for each person)
- Pens or pencils
- Printed explanation

Praise, Thanksgiving, Requests and Intercession

I urge, then, first of all, that requests, prayers, intercession and thanksgiving be made for everyone... 1 Timothy 2:1



Read the Scripture and then re-read it slowly. Take a moment to think about what the verse is telling you. The prayers we pray are always before God and they are powerful. Take time to write a prayer for each category.

Write each prayer on a separate paper: 1. A prayer of thanksgiving. 2. A praise and declaration of who God is.

3. A prayer request that's on your heart. 4. A prayer of intercession for your nation and leaders. When you're done, hang them on the appropriate strings. By doing so, we are saying: my prayers are before the Lord now. He will take care of them. I trust Him.

12. Destroy Your Idols

Dear children, keep yourselves from idols. 1 John 5:21

Do not bow down before their gods or worship them or follow their practices. You must demolish them and break their sacred stones to pieces. Exodus 23:24



Station Prep

Set up a table. Have a good amount of play dough available.

Material:

- Table
- Lots of play dough
- Printed explanation

Destroy Your Idols

Dear children, keep yourselves from idols.

1 John 5:21

Do not bow down before their gods or worship them or follow their practices. You must demolish them and break their sacred stones to pieces.

Exodus 23:24



Read the Scripture. Take time to pray and examine your heart to see if you have made anything more important than God. Make a symbol of the idol using the play dough. Pray asking God's forgiveness for making something more important than Him. Then destroy the symbol by smashing it and tearing it to pieces.

Repenting means turning your back on the sin and changing direction, moving away from the idol or sin.

Take time to think about the changes you want to make and ask God for help.

13. Fruit of the Spirit

But the fruit of the Spirit is love, joy, peace, patience, kindness, goodness, faithfulness, gentleness and self-control. Against such things there is no law. Galatians 5:22-23



Station Prep

Set up a table with nine bottles of fruit juice. Cover the juice labels with labels listing the individual fruit of the Spirit. Have small cups available. Arrange seating, possibly in a semicircle in front of the table.

Material:

- Table
- Nine bottles of juice
- Nine labels with fruit of the Spirit
- Glue or tape to stick labels onto bottles
- Small cups
- Waste basket
- Napkins
- Chairs
- Printed explanation

Fruit of the Spirit

But the fruit of the Spirit is love, joy, peace, patience, kindness, goodness, faithfulness, gentleness and self-control. Against such things there is no law.

Galatians 5:22-23



Read the Scripture. Spend some time praying and thinking about which fruit of the Spirit you want to have more of in your life. You can come to the table and pour juice from the bottle with the label of the spiritual fruit you've prayed about. As you drink, take time to thank God for that specific spiritual fruit and ask Him to help you have an increased presence of this fruit in your life.

14. True Love

If you love me, obey my commands. John 14:15



Station Prep

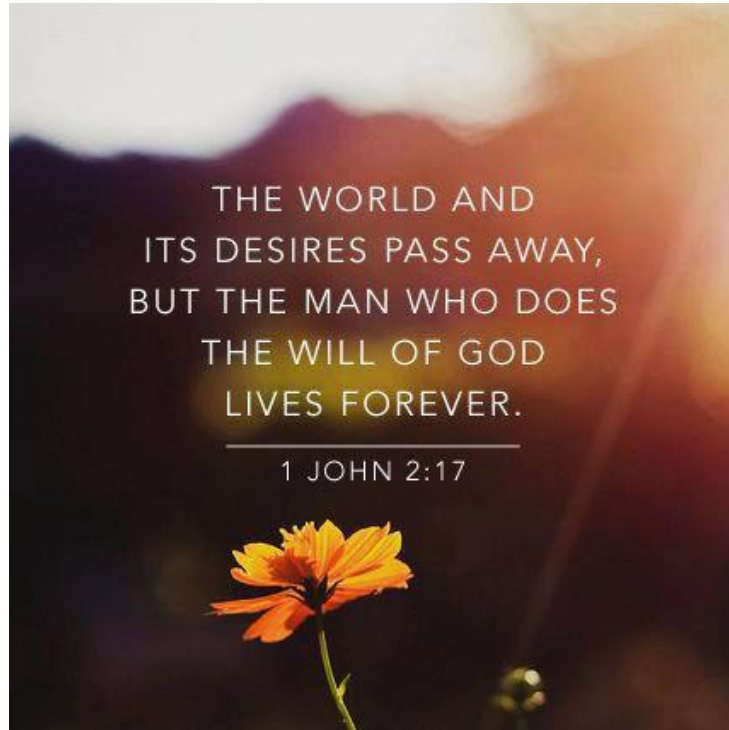
Set up a table with a tablecloth and one or more chairs. Have footprint shaped pieces of paper, pens, and pencils available.

Material:

- Table
- Tablecloth
- Chair(s)
- Foot shaped cut outs (at least one for each participant)
- Pens/pencils
- Printed explanation

True Love

If you love me, obey my commands. John 14:15



Read the Scripture. God's Word talks about how important obedience is. Ask God to remind you of what He has been speaking to you lately and write it on the footprint shaped paper. Maybe He's asked you to grow in kindness or generosity, maybe He's asked you to forgive someone... if you're not obeying Him, ask for His forgiveness for what He is highlighting. Take time to talk to God and think about how you want to change and live daily what He has told you.

15. He Called You, He is Faithful

Nevertheless, each person should live as a believer in whatever situation the Lord has assigned to them, just as God has called them. 1 Corinthians 7:17

The one who calls you is faithful, and he will do it. 1 Thessalonians 5:24



Station Prep

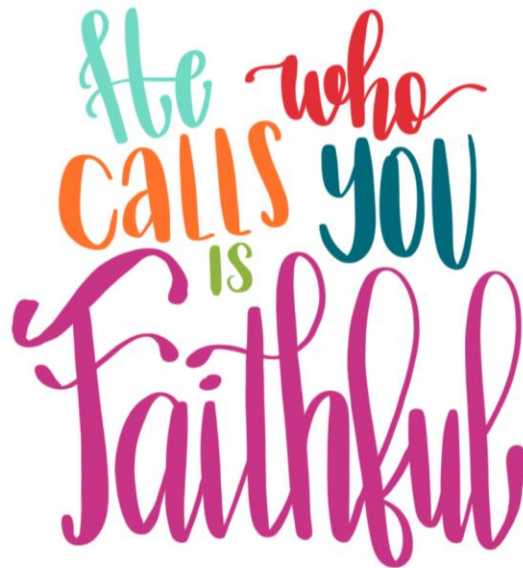
Set up a table with a tablecloth and one or more chairs. Have footprint shaped pieces of paper, pens, and pencils available.

Material:

- Table
- Tablecloth
- Chair(s)
- Foot shaped cut outs (at least one for each participant)
- Pens/pencils
- Printed explanation

He Called You, He is Faithful

Nevertheless, each person should live as a believer in whatever situation the Lord has assigned to them, just as God has called them. 1 Corinthians 7:17



1 Thessalonians 5:24

Read the Scriptures. Take time and ask God to remind you of what He has spoken to you about your life's call and write it on the footprint shaped paper. Where are you on the journey of your calling? Have you drifted? Has the enemy robbed you, distracted you or filled your mind with lies? Jesus is the one who called you and mighty Jesus will be with you. In HIM you will find everything you need to fulfill the call.

Take your time to think about all this and have a conversation with Father.

16. Prayer with Collage

Let everything that has breath praise the LORD. Praise the LORD. Psalms 150:6



Station Prep


Set up a table with chairs around it. Have white A4 paper, colored paper, scissors, and glue sticks available.

Material:

- Table
- Chairs
- White A4 paper
- Colored A4 paper or pieces of colored paper
- Scissors
- Glue sticks
- Waste basket
- Printed explanation

Prayer with Collage

Let everything that has breath praise the LORD.
Praise the LORD. Psalms 150:6



Read the Scripture. Use the white and colored paper, scissors, and glue to create a collage. Let your collage be an expression of love and praise to God. It can be a declaration, intercession, or message. Be as creative as you want!

17. Write a Psalm

Beautiful words fill my mind, as I compose this song for the king. Like the pen of a good writer my tongue is ready with a poem. Psalm 45:1



Station Prep

Set up a table with chairs around it. Have large cutouts of hearts from white A4 paper (or light colored A4 paper with a nice border) and pens available.

Material:

- Table
- Chairs
- Pens
- Large hearts cut out from white A4 paper or light colored A4 paper with a nice border
- Printed explanation

Write a Psalm

Beautiful words fill my mind, as I compose this song for the king. Like the pen of a good writer my tongue is ready with a poem. Psalm 45:1



Read the Scripture. Take time to write your own psalm. Like David, express all of yourself as you write the psalm to God.

18. Tower of Thanksgiving

...be thankful in all circumstances. This is what God wants from you in your life in union with Christ Jesus. 1 Thessalonians 5:18



Station Prep

Set up a table with chairs around it or have a mat on the floor. Have wooden blocks available.


Material:

- Table, carpet or mat
- Chairs if using a table
- Wooden blocks
- Printed explanation

Tower of Thanksgiving

...be thankful in all circumstances. This is what God wants from you in your life in union with Christ Jesus.

1 Thessalonians 5:18



Read the Scripture. This is a time to give thanks to God. To be thankful is something beautiful and powerful. We enter His gates with thanksgiving in our hearts. With every wooden block you use to build your tower, thank God for one thing.

19. Tower of Praise

Praise the LORD. Praise the LORD, my soul. I will praise the LORD all my life; I will sing praise to my God as long as I live. Psalm 146:1-2



Station Prep

Set up a table with chairs around it or have a mat on the floor. Have wooden blocks available.

Material:

- Table, carpet or mat
- Chairs if using a table
- Wooden blocks
- Printed explanation

Tower of Praise

Praise the LORD. Praise the LORD, my soul. I will praise the LORD all my life; I will sing praise to my God as long as I live. Psalm 146:1-2



Read the Scripture. This is a time to give praise to God. Praise is something beautiful and powerful. We enter His courts with praise. With every wooden block you use to build your tower, praise God for something specific.

20. Names of God

Everyone on earth worships you; they sing praises to you, they sing praise to your name. Psalm 66:4

And those who know your name put their trust in you, for you, O LORD, have not forsaken those who seek you. Psalm 9:10



Station Prep

Choose a good number of names for God, Jesus and the Holy Spirit. Type them and print them all. If you know you'd like to do this station again, it's wise to laminate them so they can easily be reused. Stick them on a big wall, window or pillar.

Material:

- Individual papers each with a different name of God
- Sticky tack or tape
- Chairs
- Large wall, window or pillar
- Printed explanation

Names of God

Everyone on earth worships you; they sing praises to you, they sing praises to your name.

Psalm 66:4



Read the Scripture. Read the names – choose one name and meditate on it. His name is powerful and God is going to minister to you through His name.

21. Braided Prayers

I pray that out of his glorious riches he may strengthen you with power through his Spirit in your inner being, so that Christ may dwell in your hearts through faith. And I pray that you, being rooted and established in love, may have power, together with all the saints, to grasp how wide and long and high and deep is the love of Christ, and to know this love that surpasses knowledge – that you may be filled to the measure of all the fullness of God. To him who by means of his power working in us is able to do so much more than we can ever ask for, or even think of... Ephesians 3:16-20



Station Prep

Set up a table with chairs around it. Place many bundles of three strands of material tied together.

Material:

- Table
- Chairs
- Three lines of material tied together
- Printed explanation

Braided Prayers

I pray that out of his glorious riches he may strengthen you with power through his Spirit in your inner being, so that Christ may dwell in your hearts through faith. And I pray that you, being rooted and established in love, may have power, together with all the saints, to grasp how wide and long and high and deep is the love of Christ, and to know this love that surpasses knowledge – that you may be filled to the measure of all the fullness of God. To him who by means of his power working in us is able to do so much more than we can ever ask for, or even think of... Ephesians 3:16-20



Read the Scripture. Choose a person, a friend, or a family member to pray for. You might want to choose a people group, city or nation. You might also want to ask God who He wants you to pray for. Take one of the 3 strands of material. Start braiding and, as you braid, pray for the person in your mind, as if you are holding the person in your hands and you are giving them to God, asking Him to work in their life as you are working with the three strands.

22. Breath Prayer

Let everything that has breath praise the LORD. Praise the LORD. Psalms 150:6



Station Prep

Set a table with chairs around it. Or if you'd rather, you can set up a couple of arm chairs or a couple mattresses with nice cushions. Any place that feels comfortable.

Material:

- Table and chairs (or mattresses and cushions or arm chairs)
- Printed explanation

Breath Prayer

Let everything that has breath praise the LORD.
Praise the LORD. Psalms 150:6



The act of breathing is an amazing and miraculous process. Breath prayer is focused on being with God, awakening to His presence in all things. God is close to you, closer than your breath. Choose a word, or ask God to give you a word. Start meditating on this word as you breathe. For example, if your word is “Father”, breathe in that word over and over, adding in others like it as they come to mind (Abba, Daddy...). You could also think of verses about the Father. Inhale the truth.

23. In the Heart of God's Love

...and I pray that Christ will make his home in your hearts through faith. I pray that you may have your roots and foundation in love, so that you, together with all God's people, may have the power to understand how broad and long, how high and deep, is Christ's love. Yes, may you come to know his love—and so be completely filled with the very nature of God. Ephesians 3:17-19



Station Prep

Choose verses that talk about God's love. Type them and print them or simply write them on colored paper. Cut them in the shape of a heart. You might want to laminate them so they can be easily reused. Place the verses on the floor or carpet in the shape of a heart. Make the heart shape big enough so one person can sit in the center.

Material:

- Verses in heart cutouts
- Printed explanation

In the Heart of God's Love

...and I pray that Christ will make his home in your hearts through faith. I pray that you may have your roots and foundation in love, so that you, together with all God's people, may have the power to understand how broad and long, how high and deep, is Christ's love. Yes, may you come to know his love—and so be completely filled with the very nature of God. Ephesians 3:17:19



God is love! When God created you, He created you with love! With love He sent Jesus to bring you back to Him. In the heart of His love there is a place for you. Sit in the middle of the heart. Read as many verses as you want. Relax, receive, and enjoy His love.

24. Humility and Repentance Tunnel

But the grace that God gives is even stronger. As the Scripture says, “God resists the proud, but gives grace to the humble.” James 4:6

In the same way, you who are younger, submit yourselves to your elders. All of you, clothe yourselves with humility toward one another, because, “God opposes the proud but shows favor to the humble.” Humble yourselves, therefore, under God’s mighty hand, that he may lift you up in due time. 1 Peter 5:5-6



Station Prep

Put one large table or two small tables next to each other. Cover the table(s) with a big piece of material to make it like a tunnel.


Material:

- One or two tables
- Large piece of material (eg. flat bed sheets or blankets)
- Printed explanation

Humility and Repentance Tunnel

But the grace that God gives is even stronger. As the scripture says, “God resists the proud, but gives grace to the humble.” James 4:6

In the same way, you who are younger, submit yourselves to your elders. All of you, clothe yourselves with humility toward one another, because, “God opposes the proud but shows favor to the humble.” Humble yourselves, therefore, under God’s mighty hand, that he may lift you up in due time. 1 Peter 5:5-6




Read the verses. Being humble means: I am as I am, no more, no less, and I need help. Go slowly through the tunnel. Take time to repent from pride. Take time to recognize you need help from God and others. Tell God you need His help!

25. Filled with the Holy Spirit

Do not get drunk with wine, which will only ruin you; instead, be filled with the Spirit...
Ephesians 5:18

As bad as you are, you know how to give good things to your children. How much more, then, will the Father in heaven give the Holy Spirit to those who ask him!" Luke 11:13



Station Prep

Fill one or more spray bottles with water. Have the same number of bottles as you have people to pray.

Material:

- Spray bottles filled with water
- Printed explanation

Filled with the Holy Spirit

Do not get drunk with wine, which will only ruin you; instead, be filled with the Spirit. Ephesians 5:18

As bad as you are, you know how to give good things to your children. How much more, then, will the Father in heaven give the Holy Spirit to those who ask him!”

Luke 11:13



This station is meant to be fun! Jesus said the Father will give the Holy Spirit to those who ask Him. We all need Him over and over again. While standing, close your eyes and the person in charge will spray your face with water once or twice, signifying the Holy Spirit coming on you, and then they'll pray for you.

Receive the Holy Spirit like a child.

26. Altar of Memory

And Joshua set up at Gilgal the twelve stones they had taken out of the Jordan. He said to the Israelites, “In the future when your descendants ask their parents, ‘What do these stones mean?’ tell them, ‘Israel crossed the Jordan on dry ground.’ For the Lord your God dried up the Jordan before you until you had crossed over... He did this so that all the peoples of the earth might know that the hand of the Lord is powerful and so that you might always fear the Lord your God. Joshua 4:20-24



Station Prep

Lay out a small carpet to sit on and a pile of 12 stones in front of the carpet.

Material:

- Small carpet
- 12 stones
- Printed explanation

Altar of Memory

And Joshua set up at Gilgal the twelve stones they had taken out of the Jordan. He said to the Israelites, “In the future when your descendants ask their parents, ‘What do these stones mean?’ tell them, ‘Israel crossed the Jordan on dry ground.’ For the Lord your God dried up the Jordan before you until you had crossed over... He did this so that all the peoples of the earth might know that the hand of the Lord is powerful and so that you might always fear the Lord your God.” Joshua 4:20-24



Take time to remember the miracles God has done in your life, the people He's brought into your life, the words He has spoken over your life, etc. As you stack each stone, declare what God has done for you. By doing this, you are giving thanks and praise to God and you're building up your faith.

27. Pray for a Nation (2) (outline map)

...if my people, who are called by my name, will humble themselves and pray and seek my face and turn from their wicked ways, then will I hear from heaven and will forgive their sin and will heal their land. 2 Chronicles 7:14



Station Prep

Set up a big table with chairs around it. Put outlined maps for the country/countries you want to pray for on the table. Have pencils and crayons available. For younger participants, you may want to help them with a few prayer points. You might like to hang them up as you go.

Material:

- Big table
- Chairs
- Maps
- Pencils, crayons, etc.
- Hanging material if you choose (string and pegs, tape...)
- Printed explanation

Pray for the Nations (2)

...if my people, who are called by my name, will humble themselves and pray and seek my face and turn from their wicked ways, then will I hear from heaven and will forgive their sin and will heal their land. 2 Chronicles 7:14



Read the Scripture. Ask God to lead you to a country to pray for. Spend time praying and asking for God's forgiveness and healing for the country. Write or draw your prayers and God's dreams and plans for that nation on the outlined maps.

28. Cast Your Burdens on Him

Cast all your anxiety on him because he cares for you. 1 Peter 5:7

Come to me, all you who are weary and burdened, and I will give you rest.

Matthew 11:28



Station Prep

Make a big cross on the floor using non translucent tape. Place small papers and pencils around it. You can also put out a few small candles.

Material:

- Tape (colored or not transparent)
- Small pieces of paper
- Pencils
- Candles
- Matches
- Printed explanation

Cast Your Burdens on Him

Cast all your anxiety on him because he cares for you. 1 Peter 5:7

Come to me, all you who are weary and burdened, and I will give you rest. Matthew 11:28



Read the scripture. Pray and give your burdens, problems, and troubles to God. Write your prayers on the paper, fold it, and put it inside the cross.

29. Taste and See that the Lord is Good

Taste and see that the LORD is good; Psalms 34:8a

How sweet are your words to my taste, sweeter than honey to my mouth!

Psalms 119:103



Station Prep

Set a table with a tablecloth. Place fruit or chocolate or nuts on the table in a nice display. Choose fruit that is special, that people don't eat every day. Cut and display fruit in a nice way. Please tell the participants for this particular station to be free in enjoying and tasting the food but also to be considerate as they partake so there's enough for everyone.

Variation (very helpful for younger children): Have colorful cut-out shapes of fruit and pens/pencils available. Make/draw a tree on a large piece of paper (you might want to laminate it for future use, please refer to the next station for a picture of the tree) and stick it to a wall. The participants can write their prayers/thoughts on the fruit and stick it to the tree after they spend time with Jesus.

Material:

- Table
- Fruit or chocolate or nuts or all of these
- Nice bowls and plates and tissues
- Paper cut into fruit shapes to write on and pencils/pens
- Toothpicks (optional)
- Printed explanation (there are two options depending on the variation)

Taste and See that the Lord is Good

Taste and see that the LORD is good; Psalms 34:8a

How sweet are your words to my taste, sweeter than
honey to my mouth! Psalms 119:103



Read the Scriptures. As you taste whatever is placed on the table, think about how good and tasty they are. Take time to notice the different flavors. These delicious things come from God, who loves to give us good things. Take a moment to close your eyes and delight in the Lord, you'll be amazed at how good He is!

Taste and See that the Lord is Good

Taste and see that the LORD is good; Psalms 34:8a

How sweet are your words to my taste, sweeter than
honey to my mouth! Psalms 119:103



Read the Scriptures. As you taste whatever is placed on the table, think about how good and tasty they are. Take time to notice the different flavors. These delicious things come from God, who loves to give us good things. Take a moment to close your eyes and delight in the Lord, you'll be amazed at how good He is! Once you're done, take a fruit shaped piece of paper and write to Jesus what you're thankful for and stick it to the tree on the wall.

30. Creation

He has made everything beautiful in its time. Ecclesiastes 3:11a

For since the creation of the world God's invisible qualities—his eternal power and divine nature—have been clearly seen, being understood from what has been made, so that people are without excuse. Romans 1:20



Station Prep

Set a table with a tablecloth. Display objects from nature: leaves, pinecones, rocks, seashells, coral, flowers, beach sand, etc. If you can, display objects that have a distinctive scent. Put pictures on the wall of animals, trees, plants, orchards, ocean waves, sunrises, sunsets, weather scenes, etc. If available, you can show a slideshow of nature pictures from a computer. Have leaf shaped pieces of green paper, pencils, and tape or sticky tack available. Make a large tree shape with bare branches and place it on the wall.

Material:

- Table
- Table cloth
- Beautiful things from creation: flowers, special rocks, sea shells, cinnamon sticks, coral, pictures of nature, etc.
- Tree shape of trunk with bare branches
- Leaf shaped pieces of green paper, pens/pencils
- Tape or sticky tack
- Printed explanation

Creation

He has made everything beautiful in its time.

Ecclesiastes 3:11a

For since the creation of the world God's invisible qualities—his eternal power and divine nature—have been clearly seen, being understood from what has been made, so that people are without excuse.

Romans 1:20



Read the Scripture. Take time to look, touch, smell, and examine the things God has created for you. What do you see of God in these things? Take some time to write a prayer of thanksgiving to God on the leaves and stick them on the tree.

31. My God is so BIG

Do you not know? Have you not heard? The Lord is the everlasting God, the Creator of the ends of the earth. He will not grow tired or weary, and his understanding no one can fathom. Isaiah 40:28

Who is this King of glory? The LORD strong and mighty, the LORD mighty in battle. Psalm 24:8



Station Prep

Inflate a giant balloon, much, much bigger than a regular birthday balloon. Hang it in a corner or anywhere that seems suitable in the room you're working with. Have a few markers available.

Material:

- Enormous balloon
- String
- Markers
- Printed explanation

My God is so BIG

Do you not know? Have you not heard? The Lord is the everlasting God, the Creator of the ends of the earth. He will not grow tired or weary, and his understanding no one can fathom. Isaiah 40:28

Who is this King of glory? The LORD strong and mighty, the LORD mighty in battle. Psalm 24:8



Read the Scripture. Sometimes in our limited human perspective we make God seem small, like an average sized balloon. But God is not average! He is like this mega balloon! Pray and ask God to reveal how you have limited His power in your life. Declare the truth of God's greatness over your circumstances. Write the truth on the balloon.

32. Drawing Near

Draw near to God, and he will draw near to you. Cleanse your hands, you sinners, and purify your hearts, you double-minded. James 4:8



Station Prep

Set up a ladder. Make sure it's secure for people to climb up. Put verses talking about getting close to God either on each rung of the ladder or on the wall next to each rung. Some verses you can use:

- James 4:8
- Psalm 100:4
- Isaiah 55:1-3
- Psalm 73:28
- Matthew 7:7
- Psalm 145:18

Material:

- Ladder
- Verses and sticky tack or tape
- Printed explanation

Drawing Near

Draw near to God, and he will draw near to you.
Cleanse your hands, you sinners, and purify your
hearts, you double-minded. James 4:8



Read the Scripture. God is inviting us to draw near, it's our choice how close we want to be with Him.

How close do you want to be? Do you desire to know God more? To feel Him close? As you climb this ladder, there will be verses on each step. Meditate on each verse as you go up and ask God what you can do to make these verses a reality in your life. Express your desire to know and feel God more.

33. Forgiveness Rock

If he sins against you seven times in the day, and turns to you seven times, saying 'repent', you must forgive him. Luke 17:4

And whenever you stand praying, forgive, if you have anything against anyone, so that your Father also who is in heaven may forgive you your trespasses. Mark 11:25



Station Prep

Set up a table or somewhere on the floor with a bunch of small rocks. The rocks need to be big and smooth enough to write a name on them. Have chalk and a container of water available.

Material:

- Table (optional)
- Small rocks
- Chalk
- Container of water
- Printed explanation

Forgiveness Rock

If he sins against you seven times in the day, and turns to you seven times, saying 'repent', you must forgive him. Luke 17:4

And whenever you stand praying, forgive, if you have anything against anyone, so that your Father also who is in heaven may forgive you your trespasses.
Mark 11:25



Read the Scripture. Take time to examine your heart. Is there anyone you need to forgive? Write their name on the rock with chalk. Pray and ask God to help you forgive them. Use some water to wash the stone clean, signifying forgiveness.

34. Who Am I in Christ

...he predestined us for adoption to sonship through Jesus Christ, in accordance with his pleasure and will— Ephesians 1:5



Station Prep

Have a bell available. You could set up a chair as well to encourage participants to take their time.

Material:

- Bell
- Printed bell identity verse paper
- Chair
- Printed explanation

Who Am I in Christ

...he predestined us for adoption to sonship through
Jesus Christ, in accordance with his pleasure and
will—

Ephesians 1:5



Read the Scripture. As our identity is constantly being attacked, it's so important to know who we are in Christ. Ask God to awaken you to your true identity in Him. As you read some of the verses from the bell paper, ring the bell when you come across a truth you feel you need to be awakened to. Meditate on that verse.

THE BELL

I KNOW WHO I AM

I am God's child (John 1:12)
I am Christ's friend (John 15:15)
I am united with the Lord (1 Cor. 6:17)
I am bought with a price (1 Cor. 6:19-20)
I am a saint (set apart for God) (Eph. 1:1)
I am a personal witness of Christ (Acts 1:8)
I am the salt & light of the earth (Matt. 5:13-14)
I am a member of the body of Christ (1 Cor. 12:27)
I am free forever from condemnation (Rom. 8:1-2)
I am a citizen of Heaven, I am significant (Phil. 3:20)
I am free from any charge against me (Rom. 8:31-34)
I am a minister of reconciliation for God (2 Cor. 5:17-21)
I have access to God through the Holy Spirit (Eph. 2:18)
I am seated with Christ in the heavenly realms (Eph. 2:6)
I cannot be separated from the love of God (Rom. 8:35-39)
I am established, anointed, sealed by God (2 Cor. 1:21-22)
I am assured all things work together for good (Rom. 8:28)
I have been chosen and appointed to bear fruit (John 15:16)
I may approach God with freedom and confidence (Eph. 3:12)
I can do all things through Christ who strengthens me (Phil. 4:13)
I am the branch of the true vine, a channel of His life (John 15:1-5)
I am God's temple (1 Cor. 3:16) I am complete in Christ (Col. 2:10)
I am hidden with Christ in God (Col. 3:3) I have been justified (Roman 5:1)
I am God's co-worker (1 Cor 3:9; 1 Cor. 6:1) I am God's workmanship (Eph 2:10)
I am confident that the good works God has begun in me will be perfected (Phil. 1:5)
I have been redeemed and forgiven (Col. 1:14) I have been adopted as God's child
(Eph 1:5)
I belong to God
Do you know who you are?!

The LORD bless you and keep you; the LORD make his face shine upon you and be
gracious to you; the LORD turn his face toward you and give you peace.

Numbers 6:24-26

35. He Hears Us

The smoke of the incense, together with the prayers of God's people, went up before God from the angel's hand. Revelation 8:4



Station Prep

This station can be used for any topic.

Set a nice table with an empty vase, jar or bowl. Have small pieces of paper and pencils available. You might want to put a nice candle on the table.

Material:

- Table
- Vase or bowl
- Small pieces of paper
- Pencils
- Candle and matches (optional)
- Printed explanation

He Hears Us

The smoke of the incense, together with the prayers of God's people, went up before God from the angel's hand. Revelation 8:4



Read the Scripture. It's amazing to know that our prayers go before God. Knowing this, what would you pray? Write what you would like to be placed before Him and place it in the vase.

36. Missionary/Evangelist/Servant of God

Brothers and sisters, pray for us. 1 Thessalonians 5:25

What a beautiful sight to behold—the precious feet of the messenger coming over the mountains to announce good news! Isaiah 52:7a



Station Prep

Set up a small table with a few chairs. Have a bowl on the table with shoe-shaped candies in it.

Material:

- Table
- Chairs
- Bowl
- Pens
- Paper
- Shoe-shaped candies
- Printed explanation

Missionary/Evangelist/Servant of God

Brothers and sisters, pray for us. 1 Thessalonians 5:25

What a beautiful sight to behold—the precious feet of the messenger coming over the mountains to announce good news! Isaiah 52:7a



Read the Scripture. As you take a couple of the candy shoes, think of someone you know who takes the Good News to others. Ask God for the name and take your time to pray for them, to bless and lift them up. You might want to write down your prayer and what God spoke and send it to the person later on.

37. Shoes: Carry the Good News

What a beautiful sight to behold—the precious feet of the messenger coming over the mountains to announce good news! Isaiah 52:7a



Station Prep

Set up a small table with a few chairs. Have a bowl on the table with shoe-shaped candies in it. Also have pens and paper available.

Material:

- Table
- Chairs
- Bowl
- Pens
- Paper
- Shoe-shaped candies
- Printed explanation

Shoes: Carry the Good News


What a beautiful sight to behold—the precious feet of the messenger coming over the mountains to announce good news! Isaiah 52:7a



Read the Scripture. As you take a couple of the candy shoes, tell God you want to be His messenger and take the Good News to His people. Ask God if there's anything He wants to speak to you about your role in living out the Great Commission. Ask God who He wants you to share the Good News with. You might want to write down what He speaks so you can reflect on it later.

38. Letter from God to You

Lord, you know everything there is to know about me. Psalm 139:1



Station Prep

Set up a table with pencils and paper and a few chairs. You might want to make the paper special with some sort of border.

Material:

- Table and tablecloth
- Chairs
- Pencils
- Paper
- Printed explanation

Letter from God to You

Lord, you know everything there is to know about
me.

Psalm 139:1



Read the Scripture. So often we talk to God but we don't give space for Him to speak. And He does have things to say to us! Take your time and listen. What is He saying to you? Write it down in the form of a letter from God to you.

39. Banner

May we shout for joy over your salvation, and in the name of our God set up our banners! May the LORD fulfill all your petitions! Psalm 20:5

*He brought me to the banqueting house, and his banner over me was love.
Song of Solomon 2:4*



Station Prep

Set a table with a few chairs around it. Make banners with paper and wooden sticks. Have the premade banners, markers and coloring pencils available.

Material:

- Table
- Chairs
- A4 paper
- Wooden BBQ sticks
- Tape
- Coloring pencils/markers
- Printed explanation

Banner

May we shout for joy over your salvation, and in the name of our God set up our banners! May the LORD fulfill all your petitions! Psalm 20:5

He brought me to the banqueting house, and his banner over me was love. Song of Solomon 2:4



Read the Scripture. The Bible talks a lot about banners. Banners are powerful, they are a declaration! What does God want to declare over you? What banner do you want to lift over your church, family, ministry, or country? Take time to make a banner and raise it up in prayer.

40. Families

The LORD is close to the brokenhearted and saves those who are crushed in spirit.

Psalm 34:18



Station Prep

Set a table with a few chairs around it. Have many family members and cross cut-outs available. There should be enough for everyone at the table to create their own personal family dynamic.

Variation: Instead of your own family, you can pray for the families of your city, a certain people group or country, etc.

Material:

- Table
- Chairs
- Family member cut-outs
- Cross cut-outs
- Printed explanation

Families

The LORD is close to the brokenhearted and saves those who are crushed in spirit. Psalm 34:18



Read the Scripture. Use the cut-outs to form your family. If there are broken relationships, separate the family members depending on the situation. Take time to pray for God to mend relationships, allow God to speak to you about the broken hearts involved. As you pray, bring the cut-outs together surrounding the cross and invite Jesus to be the center of your family.

41. Wise Walk

For although they knew God, they neither glorified him as God nor gave thanks to him, but their thinking became futile and their foolish hearts were darkened. Although they claimed to be wise, they became fools... Romans 1:21-22

For the LORD God is a sun and shield; the LORD bestows favor and honor. No good thing does he withhold from those who walk uprightly. Psalm 84:11



Station Prep

Prepare many feet cut-outs. Have 3 colors. One color represents thanksgiving, one represents honor*, and the third represents reflection. Write what each foot represents on the foot. Tape the feet cut-outs on the ground as if someone is walking. As you place them on the floor, set them two by two based on color.

*Explain to the participants what honor means. You can honor God by being honest, trusting, obedient, faithful, loving...

Material:

- Feet cut-outs (3 different colors, 6 of two colors and 2 of the third color for reflection)
- Tape
- Printed explanation

Wise Walk

For although they knew God, they neither glorified him as God nor gave thanks to him, but their thinking became futile and their foolish hearts were darkened. Although they claimed to be wise, they became fools...

Romans 1:21-22

For the LORD God is a sun and shield; the LORD bestows favor and honor. No good thing does he withhold from those who walk uprightly. Psalm 84:11



Read the Scriptures. As you start your wise walk, take a step. When you step on the thanksgiving feet, give thanks for two things. For honor, tell God about one area in your life you'd like to honor Him in. For the reflection feet, take time to reflect on the ways you've said you want to honor God and talk to God about it.

42. Mirror

See yourself with His eyes and you will see the real you.

You created the deepest parts of my being. You put me together inside my mother's body. How you made me is amazing and wonderful. I praise you for that, what you have done is wonderful. I know that very well. Psalm 139:13-14



Station Prep

Set up a mirror either on the floor with something comfortable for someone to sit on, or set it up higher with a chair or table.

Material:

- Mirror
- Chair or cushion/blanket
- Printed explanation

Mirror

See yourself with His eyes and you will see the real you.

You created the deepest parts of my being. You put me together inside my mother's body. How you made me is amazing and wonderful. I praise you for that, what you have done is wonderful. I know that very well.

Psalm 139:13-14



As you look in the mirror, look at yourself with God's eyes. Ask God to show you how He sees you.

43. Break the Chains

The thief comes only to steal and kill and destroy. I came that they may have life and have it abundantly. John 10:10

It is for freedom that Christ has set us free. Stand firm, then, and do not let yourselves be burdened again by a yoke of slavery. Galatians 5:1



Station Prep

Prepare a comfortable place for people to sit and do some introspection. Have thin rope and scissors available.

Material:

- Thin rope
- Scissors
- Printed explanation

Break the Chains

The thief comes only to steal and kill and destroy. I came that they may have life and have it abundantly.

John 10:10

It is for freedom that Christ has set us free. Stand firm, then, and do not let yourselves be burdened again by a yoke of slavery. Galatians 5:1



Read the Scriptures. Ask God to reveal what chains are still binding you to your old way of life: fear, doubt, insecurity, lust, pride, past experiences, sinful habits... He is calling you to freedom now. Take the rope and wrap it around your ankles or hands. This represents the chains that are still on your life. Name the chains that are binding you, and in the Name of Jesus, break it. As you do this, you can take the scissors and cut the rope.

44. Soaking in the Spirit

Be still and know that I am God; Psalm 46:10a



Station Prep

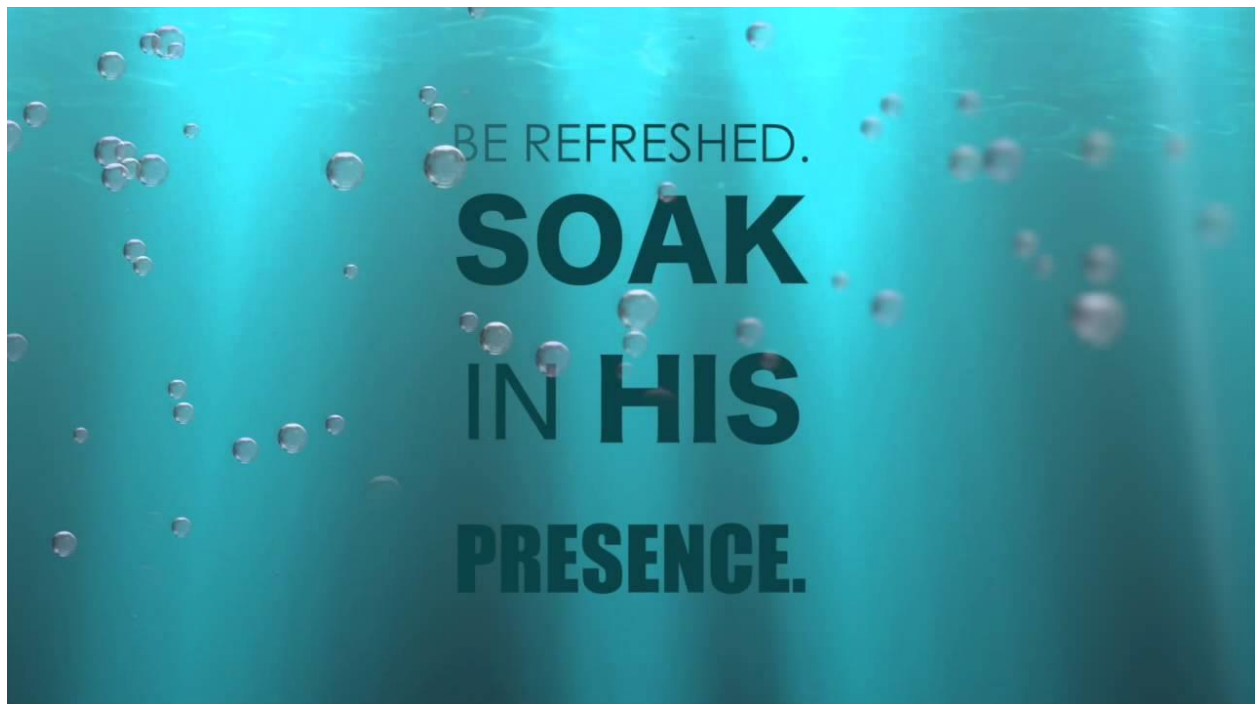
Set some mattresses on the floor on one side of the room. Cover them with clean sheets or blankets. Try to put the mattresses in a quiet place.

Material:

- Mattresses
- Clean sheets or blankets
- Printed explanation

Soaking in the Spirit

Be still and know that I am God; Psalm 46:10a



Read the Scripture. Lie down on the mattress.
Rest in God and soak in His presence. Take
time to listen. Allow God to speak and minister
to you, heal you, strengthen you...

45. Prayer Request

Do not be anxious about anything, but in every situation, by prayer and petition, with thanksgiving, present your requests to God. Philippians 4:6



Station Prep

Have small pieces of colored paper, pens and tape available on a table. You might want to cut the colored paper into different shapes. If you can, put this station on windows.

Material:

- Table
- Colored paper
- Pens
- Tape
- Printed explanation

Prayer Request

Do not be anxious about anything, but in every situation, by prayer and petition, with thanksgiving, present your requests to God. Philippians 4:6



Read the Scripture. Write down any prayer requests you have for God. Tape them to the window or wall. You can write your name if you'd like. If you arrive at this station and there's already other people's requests on the wall, take time to pray for those.

46. Pure Heart

If we confess our sins, he is faithful and just and will forgive us our sins and purify us from all unrighteousness. 1 John 1:9

Have mercy on me, O God, according to your unfailing love; according to your great compassion blot out my transgressions. Psalms 51:1



Station Prep

Set a table with chairs. Have cut out hearts available along with things to write and draw with.

Material:

- Table
- Chairs
- Cut out hearts
- Pencils
- Erasers
- Crayons/coloring pencils
- Printed explanation

Pure Heart

If we confess our sins, he is faithful and just and will forgive us our sins and purify us from all unrighteousness.

1 John 1:9

Have mercy on me, O God, according to your unfailing love; according to your great compassion blot out my transgressions. Psalms 51:1



Read the Scripture. Spend some time praying and asking God to show you any sin in your life you need to confess to Him. Write your prayers on one of the hearts. Ask God to help you change and to have victory. There's not a single sin in your life that's difficult for God to break or that stops Him from loving you!

47. God's News

'Call to me and I will answer you and tell you great and unsearchable things you do not know.' Jeremiah 33:3

Come and listen, all of you who fear God, and I will tell you what he did for me.
Psalm 66:16



Station Prep

Set up a table with chairs around it. Have many printed copies of the blank newspaper available, along with things to write and draw with.

Material:

- Table
- Chairs
- Printed blank newspaper copies
- Pencils
- Erasers
- Coloring pencils/crayons
- Printed explanation

God's News



‘Call to me and I will answer you and tell you great and unsearchable things you do not know.’ Jeremiah 33:3

Come and listen, all of you who fear God, and I will tell you what he did for me. Psalm 66:16



Read the Scriptures. The media mainly brings us bad news. But God has so much good news for us and for the world. Take time to write and draw His good news to you and to the world. You might want to write testimonies, verses, promises, prophecies...

God's News - Good News

An empty rectangular box with a black border, intended for handwritten notes.An empty rectangular box with a black border, intended for handwritten notes.A large empty rectangular box with a black border, intended for handwritten notes.

48. Meditate on the Picture

You, my brothers and sisters, were called to be free. Galatians 5:13a

*Now the Lord is the Spirit, and where the Spirit of the Lord is, there is freedom.
2 Corinthians 3:17*



Station Prep

Tape the freedom picture to a wall. You might want to put it low enough for someone to meditate on it sitting down.

Material:

- Freedom picture
- Tape
- Optional: chair or cushion
- Printed explanation

Meditate on the Picture

You, my brothers and sisters, were called to be free.
Galatians 5:13a

Now the Lord is the Spirit, and where the Spirit of the Lord
is, there is freedom. 2 Corinthians 3:17



Read the Scriptures. Take your time and meditate
on the picture. Allow God to touch areas that need to
be set free.



49. Pray for a Nation 3 (Paper Patchwork)

...for the kingdom is the LORD's and He rules over the nations. Psalm 22:28



Station Prep

Print a large outline of the nation you want to pray for. Cut it into many equal squares, making sure to number them on the back so it can easily be reassembled. Make another sheet of paper with the same number and sized squares as the nation squares. Set up a table, have the nation pieces, coloring supplies, and glue available. Stick the large paper that has the designated squares with numbers on a wall near the table. Tell the participants to color on the side that doesn't have the number. Use a lot of color!

Material:

- Large nation paper cut into squares
- Large paper with the same number and sized squares as the nation squares
- Tape (to place paper on wall)
- Coloring supplies
- Glue (to place nation squares on large paper)
- Printed explanation

Pray for a Nation (Paper Patchwork)

...for the kingdom is the LORD's and He rules over the nations. Psalm 22:28



Read the Scripture. Take a square of the nation, ask God what He wants you to pray for this nation. Write words, draw pictures, make it as colorful as you want! Color on the side with no number. When you're finished, glue it to the same number on the wall.

50. Quiet Worship

Praise the Lord, my soul; all my inmost being, praise his holy name. Psalm 103:1



Station Prep


In a corner or just outside the room you're doing the stations in, have someone quietly playing worship on the guitar or piano.

Material:

- Guitar or piano
- Printed explanation

Quiet Worship

Praise the Lord, my soul; all my inmost being,
praise his holy name. Psalm 103:1



Read the Scripture.
Take time to worship.

51. Praise God with Painting

We proclaim how great you are and tell of the wonderful things you have done.

Psalm 75:1



Station Prep

Set a table with paint supplies. Material will vary depending on your budget, choose from the list what works for your budget and group.

Material:

- Canvases
- Acrylic paints
- Watercolor paper and paint
- Cups with water
- Paper towel
- Pencils and erasers
- Oil pastels and cardboard paper
- Printed explanation

Praise God with Painting

We proclaim how great you are and tell of the wonderful things you have done. Psalm 75:1



Read the Scripture. Be as creative as possible. Allow God to inspire you! Use your creativity to worship the One who created us!

52. The Joy of the Lord

For the LORD your God is living among you. He is a mighty savior. He will take delight in you with gladness. With his love, he will calm all your fears. He will rejoice over you with joyful songs. Zephaniah 3:17



Station Prep

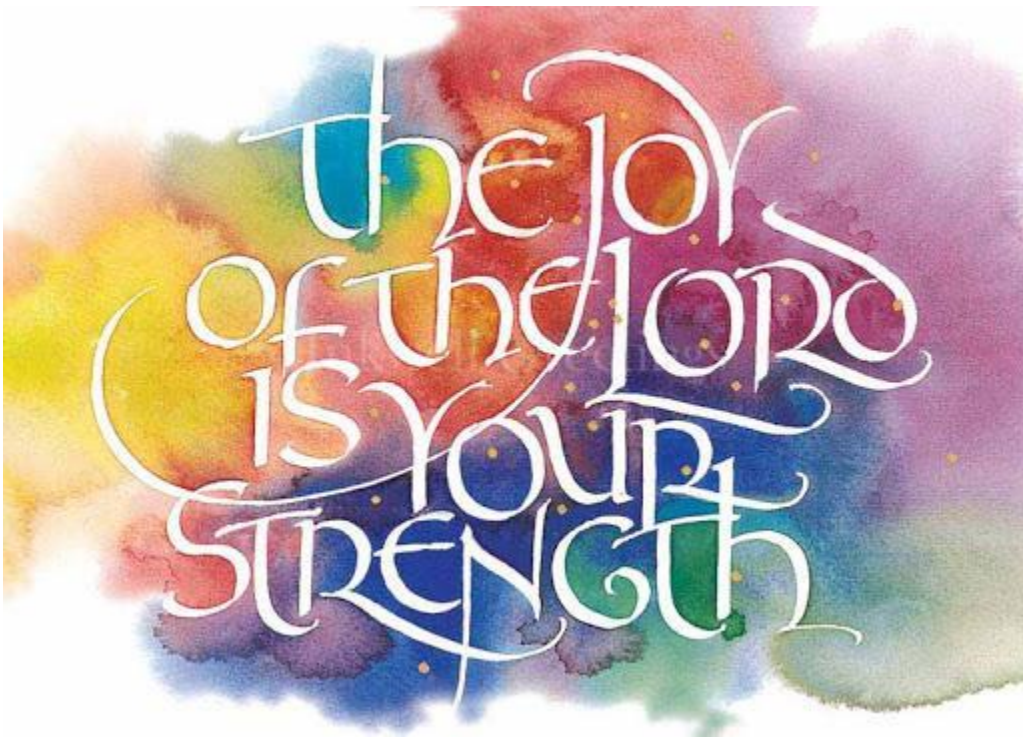
Prepare a comfortable place for someone to sit. Depending on what's available, you can have many places so several participants can take part at once.

Material:

- Comfortable seating (arm chairs, couches, mattresses and pillows...)
- Printed explanation

The Joy of the Lord

For the LORD your God is living among you. He is a mighty savior. He will take delight in you with gladness. With his love, he will calm all your fears. He will rejoice over you with joyful songs. Zephaniah 3:17



Read the Scripture.

God loves you. He is rejoicing over you now, He is singing over you. Take time to receive His joy, hear His song, rest in His presence and let Him minister to you. He wants to give you NEW JOY!

Acknowledgements

I want to start by thanking Carling Rogalsky, without your great help this eBook would not have materialized. Thank you for the many hours and hard work you put into it.

Wynne Stearns thank you for being the first one to inspire me in doing prayer with kids. Great things have taken place, but it all started with your teachings on Daniel prayer groups.

Solveig Brudeli, it is with you that I first saw sensorial creative prayer stations. I loved it. I took your ideas and started the journey from there.

Faith McCloud, thank you so much. I know we never met, but a number of these ideas I learned from your website and used them all over the world. You truly have marked my journey in creative prayer. Thank you.

Jihad Nasr